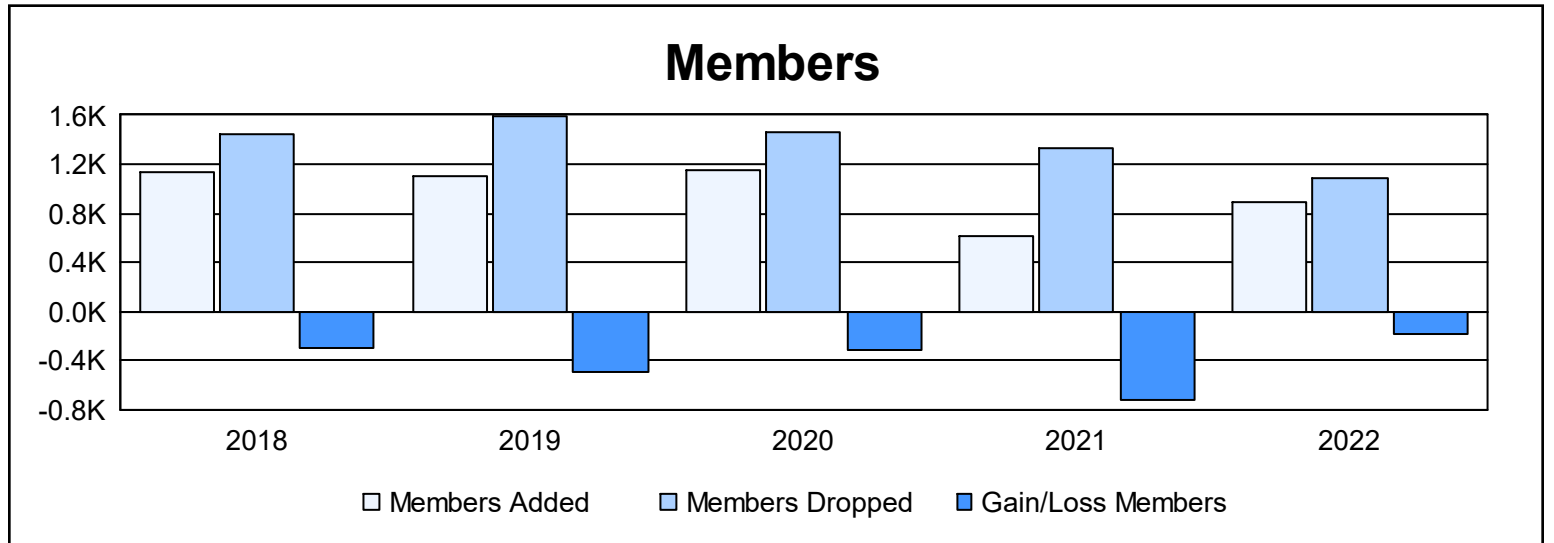
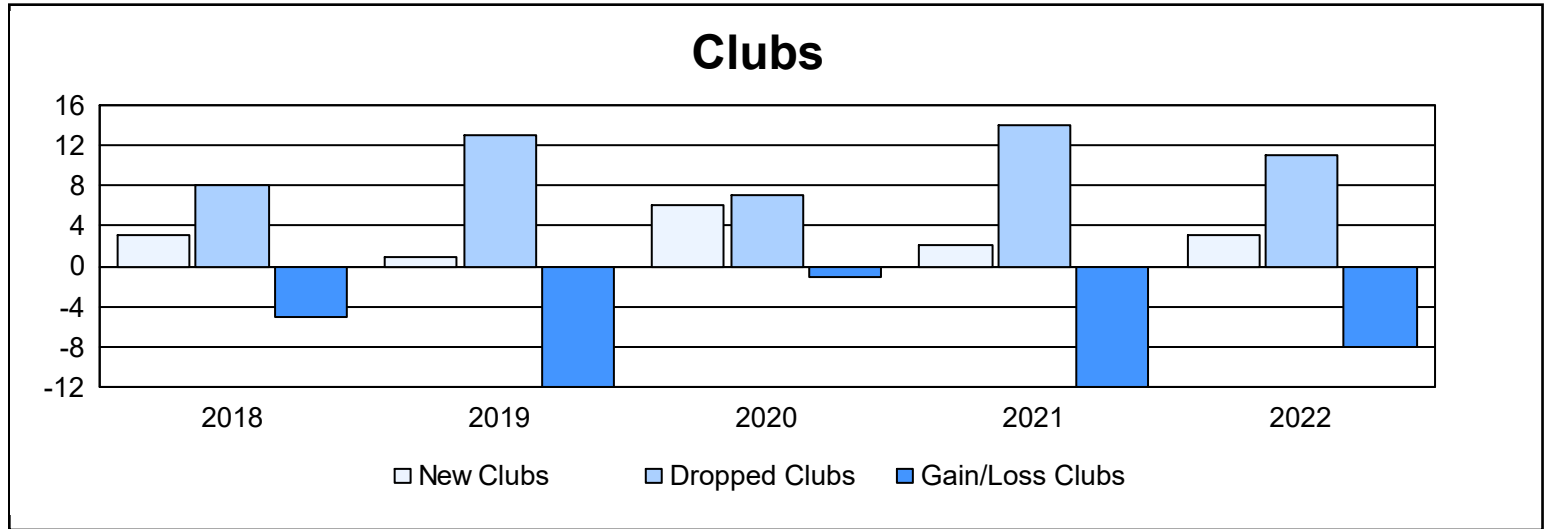
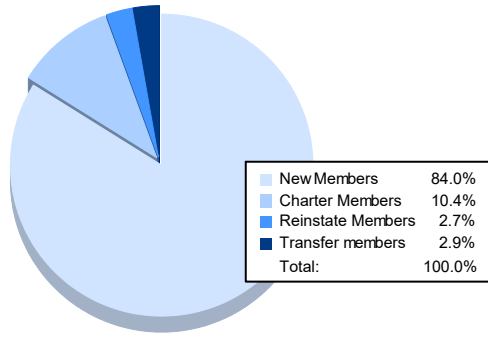


Year	New Clubs	Dropped Clubs	Gain/ Loss Clubs	New Members	Charter Members	Reinstate Members	Transfer Members	Total Member Added	Total Members Dropped	Gain/ Loss Members
2017-2018	3	8	-5	967	62	44	62	1,135	1,437	-302
2018-2019	1	13	-12	969	30	27	76	1,102	1,594	-492
2019-2020	6	7	-1	910	148	55	42	1,155	1,463	-308
2020-2021	2	14	-12	517	55	21	20	613	1,328	-715
2021-2022	3	11	-8	749	93	24	26	892	1,082	-190
<b>Average</b>	<b>3</b>	<b>11</b>	<b>-8</b>	<b>822</b>	<b>78</b>	<b>34</b>	<b>45</b>	<b>979</b>	<b>1,381</b>	<b>-401</b>



### Membership Composition June 2022 Cumulative



### Gender Composition June 2022 Cumulative

